


## Block Map

25 Learning Blocks, aligned with national board guidelines and research-based international standards.


**Block 1**



**Reading on Our Own**

Students understand that text, pictures, and speech can all be ways of expressing the same ideas.


**Block 3**



**Reading for Details**

Students understand that we can find the main events and character-related details in the story.


**Block 5**



**Poetry**

Students understand that poetry is different from stories and has rhyming words.

**Block 7**



**Text-to-Self Connections**

Students understand that we can connect the characters and events in a story to our own lives.

**Block 9**



**Folktales**

Students understand that folktales were written long ago and teach a lesson.

**Block 11**



**Connecting Texts**

Students understand that making connections with self and other texts can help us read a new text.


**Block 2**



**People, Places, and Things**

Students understand that we use naming words to name people, places, things, and animals.


**Block 4**



**Doing Words**

Students understand that we can use doing words to talk about things that we do.

**Block 6**



**One and Many**

Students understand that naming words can name one or many people, places, or things.


**Block 8**



**Asking Questions**

Students understand that questions are an important way to learn more about something.

**Block 10**



**Pronouns**

Students understand that pronouns are words that replace naming words.


**Block 12**



**Sounds and Sentences**

Students understand that a complete sentence has a naming part and a telling part.

**Block 13**



**Writing a Poem**

Students understand that we can use rhyming words to write an original poem.

**Block 15**



**Likes and Dislikes**

Students understand that we can express likes and dislikes using simple sentences.

**Block 17**



**Exclamatory Sentences**

Students understand that exclamatory sentences can be used to show strong feelings.


**Block 19**



**Setting of a Story**

Students understand that the setting is where and when a story takes place.


**Block 21**



**Story Writing**

Students understand that we can create our own stories by making about characters, settings, and events.

**Block 23**



**Informative Text**

Students understand that we can write to give information about something.

**Block 25**



**Compare and Contrast**

Students understand some differences between textbooks.


**Block 14**



**Retelling a Story**

Students understand that a story has different events that are in an order.


**Block 16**



**Reading for a Purpose**

Students understand that we can read a story to find out specific details.

**Block 18**



**My Daily Routine**

Students understand that we can use simple sentences with certain doing words to describe what we do on most days.


**Block 20**



**Describing Words**

Students understand that describing words tell us more about people, places, and things.


**Block 22**



**Personal Narrative**

Students understand that we can write about activities and places in our lives.

**Block 24**



**Position Words**

Students understand that position words tell where a person, place, or thing is located.